

Qualifying Explanatory Statement (QES) in support of PAS 2060:2014

Fix Auto Redhill

Contents

1.0: Summary.....	2
2.0: Carbon Neutrality Declaration.....	3
3.0: Introduction.....	4
3.1: Scope	5
3.2: Boundaries of subject.....	6
4.0: Carbon Footprint Assessment	7
4.1: Greenhouse Gas Emissions.....	7
4.2: Standard and Methodology.....	7
4.3: Data Source	8
4.4: Assumptions and estimations	9
4.5 Exclusions	12
5.0: Carbon Offset Strategy	13
6.0: Carbon Footprint Management Plan.....	15
6.1: Historical Emission Reduction Progress	15
6.2: Ongoing Emission Reduction Plan – For the PAS 2060:2014 Commitment Period.....	15
Energy Procurement.....	15
Energy Management	15
Road Transportation.....	16
Waste Disposal	16
Future Carbon Offsetting Strategy	16
7.0: Annex.....	17
Annex A: Scope 1, 2 and 3 emissions inclusion and exclusion	17
Annex B – Carbon offset credit (retirement summary/ confirmations/ certificates)	20
Annex C - Vehicle Classifications	22
Annex D – Carbon Neutral Assurance Sign Off.....	23
Annex E – Version History	24

1.0: Summary


Redhill Vehicle Body Repairs Ltd., from this point on shall be referred to as Fix Auto Redhill, is an accident repair centre, providing a full range of services in vehicle collision and body repair. Undertaking work from private individuals, fleets, management companies and insurers, the scope of repairs range from passenger vehicles up to light commercial vehicles. Services include, but are not limited to, collision repair, wheel rim repair, dent repair/ paintless dent removal, air conditioning, vehicle diagnostics, paint scratch repair, glass replacement, tyre installation and wheel alignment.

In 2022, Fix Auto Redhill achieved carbon neutrality for Scope 1 and 2 emissions and Scope 3 emissions estimated to be 1% or more of the total carbon footprint (with the exception of those that fall under the scope of the customer), for the baseline year 1st April 2021 – 31st March 2022. The current commitment to maintain the status of carbon neutrality extends to 31st March 2023. This report, referred to as the Qualifying Explanatory Statement (QES), contains all the relevant documentation to support Fix Auto Redhill's commitment to and claim of achieved carbon neutrality as defined in PAS 2060:2014.



2.0: Carbon Neutrality Declaration

“Carbon neutrality of Fix Auto Redhill’s Scope 1 and 2 emissions and Scope 3 emissions estimated to be 1 % or more of the total carbon footprint (with the exception of those that fall under the scope of the customer), achieved by Fix Auto Redhill in accordance with PAS 2060:2014 at 1st April 2022 with commitment to maintain to 31st March 2023 for the period commencing 1st April 2021, Purchase Direct Ltd other party certified.”

Sign: 
Name: ANDREW MELNICK
Position: DIRECTOR
Date: 2-9-2024

For and on behalf of Fix Auto Redhill.

As the first declaration of commitment, this QES contains all the required information on the carbon neutrality of the given subject, and has been made publicly available via Fix Auto Redhill’s website.

3.0: Introduction

This document forms the Qualifying Explanatory Statement to demonstrate that Fix Auto Redhill has achieved carbon neutrality. The carbon footprint has been quantified in accordance with PAS 2060:2014 and carbon credits purchased to offset the carbon footprint. This has been made publicly available via Fix Auto Redhill's website.

Fix Auto Redhill has a carbon management plan in place to reduce their carbon intensity footprint and demonstrate commitment to being carbon neutral in accordance with PAS 2060:2014 until the 31st March 2023.

Table 1 documents PAS 2060:2014 required information for a QES supporting a declaration of commitment and achievement of carbon neutrality.

Table 1: PAS 2060:2014 Qualifying Explanatory Statement Information Summary

PAS 2060:2014 Information Requirement	Information as it relates to Fix Auto Redhill
Entity making PAS 2060:2014 declaration	Fix Auto Redhill
Subject of PAS 2060:2014 declaration:	The bodyshop, offices and fleet operated by Redhill Vehicle Body Repairs Ltd.
Individual(s) responsible for the evaluation and provision of data necessary for the substantiation of the declaration (including that of preparing, substantiating, communicating and maintaining the declaration)	Kate Melnick, Fix Auto Redhill Purchase Direct Ltd
Function of Subject:	Fix Auto Redhill is an accident repair centre, providing a full range of services in vehicle collision and body repair.
Activities required for the subject to fulfil its function	The activities required to provide automotive vehicle servicing and repair include; <ul style="list-style-type: none"> Collision repair, wheel rim repair, dent repair/ paintless dent removal, air conditioning, vehicle diagnostics, paint scratch repair, glass replacement, tyre installation and wheel alignment.
Rationale for selection of the subject:	The scope and subject of this PAS2060 includes all emissions based on the operational control principle defined in the 2014 WRI GHG Protocol – Corporate Accounting Standard. This enables the business to have direct influence over the reduction of emissions and take necessary steps to achieving carbon neutrality.
Type of conformity assessment has been/is to be undertaken	OVP-3 – Other party validated - unified
Baseline date for PAS 2060:2014 programme	1 st April 2021
Achievement Period	1 st April 2021 – 31 st March 2022
Qualifying Date	1 st April 2022
Commitment Period	1 st April 2022 - 31 st March 2023

This Qualifying Explanatory Statement contains information pertaining to the subject's carbon neutrality and has been collated and reviewed by Purchase Direct Ltd. as other party validation. Any and all information herein is believed to be correct at the time of publishing. Should any information come to light that would affect the validity of the statements made, this document will be updated to accurately reflect the subject's current status with regards to carbon neutrality.

3.1: Scope

The achievement and commitment to maintain carbon neutrality covers all Scope 1 and Scope 2 greenhouse gas (GHG) emissions that arise from Fix Auto Redhill's operations and Scope 3 emissions listed in Table 3. These emissions can be impacted through a Carbon Management Plan, detailed in 6.0: Carbon Footprint Management Plan.

Table 2 describes emission scopes and the activities that generate direct and indirect emissions.

Table 2: Emission Scope Description.

GHG Protocol Scope	Definition
Scope 1 (Direct) GHG emissions	These include emissions from activities owned or controlled by the organisation that directly release emissions into the atmosphere. Examples of Scope 1 emissions include emissions from combustion in owned or controlled boilers, furnaces, vehicles; emissions from chemical production in owned or controlled process equipment.
Scope 2 (Energy indirect) GHG emissions	These include emissions released into the atmosphere associated with consumption of purchased electricity, heat, steam and cooling. These are indirect emissions that are a consequence of an organisation's activities, but which occur at sources they do not own or control.
Scope 3 (Other indirect) GHG emissions	Emissions that are a consequence of organisational actions, which occur at sources which are not owned or controlled by that organisation, and which are not classed as Scope 2 emissions. Examples of Scope 3 emissions are business travel by means not owned or controlled by the organisation, waste disposal which is not owned or controlled, or purchased materials.

Scope 3 emissions beyond that stated in Table 3 are not included in this commitment to carbon neutrality because Scope 3 emission estimates are not reliable. Any further exclusion justifications can be found in Section

4.5 Exclusions. In line with PAS 2060:2014 guidance, emission sources estimated to contribute less than 1% of the total carbon footprint have also been excluded. The total excluded emissions does not equate to more than 5% of the total carbon footprint. Where a single source contributes more than 50% of the total emissions, the 95% threshold has been applied to the remaining sources of emissions.

Fix Auto Redhill intends to follow the Carbon Neutrality timeline in accordance with Figure 1.

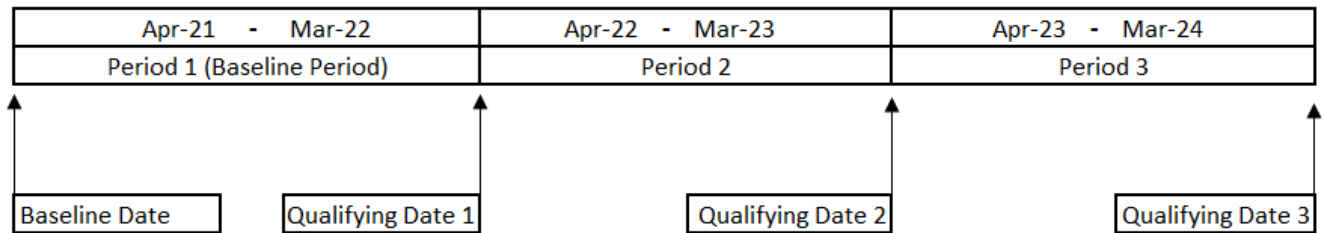


Figure 1: Carbon neutrality timeline.

3.2: Boundaries of subject

Fix Auto Redhill is an accident repair centre, providing a full range of services in vehicle collision and body repair.

The declaration of carbon neutrality covers greenhouse gas (GHG) emissions relating to Fix Auto Redhill's organisational boundary. The operational control approach has been used to define Fix Auto Redhill's organisational boundary. All material emission sources required by PAS 2060:2014 standards have been reported for which Fix Auto Redhill deems themselves responsible, with the exception of those that fall under the scope of the customer. The scope of the customer is defined by activities, services or products which are passed onto the customer either permanently or for a limited time and remain under their responsibility. Fix Auto Redhill has no influence over the way the customer uses or disposes of these products or services and therefore falls outside of Fix Auto Redhill's boundary.

The GHGs reported here relate to the location where Fix Auto Redhill can employ their own operating policies and therefore wield the most control to reduce GHG emissions.

Fix Auto Redhill have maintained records of all source data and calculations.

The definition of the subject will remain unchanged through each and every stage of the methodology. In the event that material change to the subject described above does occur, the sequence shall be re-started on the basis of a newly defined subject.

4.0: Carbon Footprint Assessment

4.1: Greenhouse Gas Emissions

All Scope 1 & 2 GHG emissions within Fix Auto Redhill's organisational boundary, as outlined previously, are included and summarised in Table 3, alongside selected Scope 3 emissions.

Table 3: Scope 1, 2 & 3*¹ GHG emissions

GHG Emissions: 01/04/2021 - 31/03/2022			
Scope	Activity	Tonnes CO2e	% of total footprint
Scope 1 - Direct Emissions	Scope 1: Building Energy	23.45	28.7%
	Scope 1: Vehicle Fuel	1.04	1.3%
	Scope 1: Welding Gases	0.02	0.0%
	Scope 1: Subtotal	24.51	30.0%
Scope 2 - Indirect Emissions	Scope 2: Purchased Electricity	11.86	14.5%
	Scope 2: Subtotal	11.86	14.5%
Scope 3 - Other Indirect Emissions	Category 1: Purchased Goods and Services	11.57	14.1%
	Category 2: Capital Goods	1.12	1.4%
	Category 3: Fuel and Energy-related Activities	6.72	8.2%
	Category 4: Upstream Transportation and Distribution	22.51	27.5%
	Category 5: Waste Generated in Operations	3.15	3.8%
	Category 6: Business Travel	0.39	0.5%
	Category 8: Upstream Leased Assets	0.00	0.0%
	Scope 3: Subtotal	45.46	55.5%
	Total GHG emissions (Scope 1 to 3)	81.83	100%
	GHG Intensity (tCO2e/£m)	74.39	

4.2: Standard and Methodology

GHG emissions have been calculated in accordance with the WBCSD-WRI Greenhouse Gas Protocol (revised edition, dated March 2014), produced by the World Business Council for Sustainable Development (WBCSD) and the World Resources Institute (WRI). This is a globally recognised standard and is best practice for a carbon footprint calculation. As stated by PAS 2060:2014, the GHG Protocol methodology can be presumed to meet the requirements of PAS 2060:2014.

Fix Auto Redhill categorises its GHG Emissions as Scope 1, 2 or 3 as referred to in the WBCSD-WRI Greenhouse Gas Protocol (revised edition, dated March 2014).

Carbon multipliers, fuel densities and calorific values have all been sourced from UK Government DEFRA's 2021 conversion factors² (unless otherwise stated within backing data) and emissions have been expressed in terms of Carbon Dioxide Equivalent (CO₂e).

¹ *selected scope 3 emissions estimated to account for 1% or more of the subject's total GHG emissions.

² <https://www.gov.uk/government/publications/greenhouse-gas-reporting-conversion-factors-2021>

BEIS' 2021 weekly road fuel prices³ have been utilised where only fuel spend is available with additional factors from the International Energy Agency (2019) and Bitzer 20 for refrigeration gases.

Gas and electricity data has been collated by Fix Auto Redhill's energy consultants (Purchase Direct Ltd) for all utility supplies across the company's estate. Fix Auto Redhill have provided copy bills for those supplies currently outside of their remit.

Usually, the majority of vehicle fuel is purchased with fuel cards and so the fuel card transactions are cross referenced against fleet records, and card names and vehicle registrations analysed to identify, wherever possible, how the fuel has been used. Each fuel use category is further categorised as business or given away, specifically with customer, courtesy or loan fuel considered to be given away. The rest assumed as courtesy fuel and is excluded. Only business fuel has been included in this carbon report. In some instances, it has been necessary to extrapolate fuel use from a sample month of data. Some fuel purchases have also been made outside of fuel cards and only spend data is available for these. In this instance, the spend has been allocated to the company vehicle assigned to the card holder during the date of purchase, and either petrol or diesel is assigned according to the vehicle in question. If the proportion of business mileage to personal mileage was not available, the subject estimated the proportion of business to personal mileage, whereby any fuel spend value greater than £20 has been assigned to the business travel category. The rest assumed as courtesy fuel and so was excluded as outlined previously. It is noted that this instance brings about an element of uncertainty. These instances are documented. Annex C details the vehicle classifications used and relative descriptions

Quantities of refrigeration top up during maintenance have been used as a proxy to estimate refrigerant leakage and relative GHG emissions.

All emission factors used within calculation methods have been noted within the backing data. Where specific emission factors for Scope 3 products and services are not yet available either within UK Government DEFRA's 2021 conversion factors, from the source, supplier, or within the relative industry, annual spend against Standard Industrial Classification (SIC) codes have been used. Relative emissions have been calculated using the Office for National Statistic's Atmospheric emissions: greenhouse gas emissions intensity by industry⁴. Every effort will be made to work with suppliers and manufacturers in order to obtain the most accurate emission factors in future.

Procured renewable electricity and gas is accounted in accordance with the WBCSD-WRI Scope 2 Guidance on procured renewable energy (2015).

The methodology employed minimises uncertainty and yields accurate, consistent and reproducible results whilst applying a conservative approach that precludes underestimation. The carbon footprint calculation is a best estimate based on reasonable costs and resources of evaluation.

4.3: Data Source

Primary and secondary data have been used to quantify the carbon footprint. Primary data has been used to quantify emissions wherever possible, with secondary data only used where primary data was not available.

³ <https://www.gov.uk/government/statistics/weekly-road-fuel-prices>

⁴ <https://www.ons.gov.uk/economy/environmentalaccounts/datasets/ukenvironmentalaccountsatmosphericemissionsgreenhousegasemissionsintensitybyeconomicsectorunitedkingdom>

4.4: Assumptions and estimations

Where it was not possible to obtain 12 months of actual consumption for gas (Scope 1) and electricity (Scope 2) in order to determine relative GHG emissions, consumption was estimated. There are a number of methods which can be used for estimation of consumption;

1. Direct Comparison

If actual data for the benchmark data period is not available, actual data from an alternate, comparable period will be used if possible.

2. Pro-rata Extrapolation

Where some consumption data is available, an extrapolation method will be used to estimate 12 months of consumption. Where appropriate a seasonal profile will be applied to the extrapolation. Purchase

	Jan	Feb	Mar	April	May	June	July	Aug	Sep	Oct	Nov	Dec
Electricity	9.8%	9.2%	9.5%	8.0%	7.6%	7.4%	8.0%	7.6%	7.3%	8.4%	8.8%	8.4%
Gas	10.6%	9.6%	5.3%	4.8%	4.7%	4.2%	5.0%	8.2%	9.6%	12.5%	13.4%	12.1%

Direct's seasonal profiles are calculated from actual consumption from around 150 other bodyshops they work with, these are:

If it is not appropriate to apply the seasonal profiles a straight extrapolation will be used, for example 75,000kW consumed over 9 months would be extrapolated up to 100,000 kW. Extrapolated Annual Quantities (AQ) will be highlighted within the backing data.

3. Supplier Estimation

For mains electricity and gas, where there is insufficient data available, an estimated AQ will be taken from the supplier. A supplier estimated AQ will be highlighted within the backing data.

4. Benchmarking

This method will only be used where there is little or no consumption data available and no supplier estimate available. A site of similar size and with similar services/functions will be selected and it's AQs used as estimate figures. Benchmarking estimations will be highlighted within the backing data.

Fix Auto Redhill use Industrial Heating Oil (gas oil – scope 1) on site. As Fix Auto Redhill do not have measurement devices to obtain exactly how much oil is used, fuel purchase quantities covering the baseline period have been used as a proxy to estimate total emissions for heating oil consumption.

Quantities of refrigeration top ups during maintenance have been used to estimate refrigerant leakage and relative GHG emissions. It was assumed that the equivalent amount topped up is equivalent to the amount of refrigerant leaked and is used as a proxy in the calculations. Where quantities of refrigeration top up were not available but a top up during maintenance has been confirmed, this was estimated in line with industry research, including that of Chapter 5 of the IPCC/TEAP Special Report: Safeguarding the Ozone Layer and the Global Climate System⁵ and 2002 Report of the Refrigeration, Air Conditioning and Heat Pumps Technical Options Committee⁶.

⁵ IPCC/TEAP Special Report: Safeguarding the Ozone Layer and the Global Climate System. Chapter 5 : Residential and Commercial Air Conditioning and Heating . Available at : <https://archive.ipcc.ch/pdf/special-reports/sroc/sroc05.pdf>

⁶ 2002 Report of the Refrigeration, Air Conditioning and Heat Pumps Technical Options Committee. Available at : <https://wedocs.unep.org/bitstream/handle/20.500.11822/7796/47.pdf?sequence=2&isAllowed=y>

GHG emissions intensity figures within the Office for National Statistic's Atmospheric emissions: greenhouse gas emissions intensity by industry, were calculated by dividing the level of GHG emissions by Gross Value Added (GVA). GVA is defined as "the difference between output and intermediate consumption for any given industry"⁷. It is noted that the data obtained from Fix Auto Redhill is the annual spend within the SIC Code category, and not the GVA. As the GVA is unknown for the supplier or sector for each category and is not feasible or practicable to calculate, the GHG emissions across these categories use annual spend and therefore are an overestimation of GHG emissions.

Where economic value information was not available during application of the spend-based methodology (see Technical Guidance for Calculating Scope 3 Emissions Supplement to the Corporate Value Chain (Scope 3) Accounting & Reporting Standard (version 1.0)⁸), Fix Auto Redhill have provided an estimation of annual spend for various elements. This has been documented within the backing data.

Due diligence checks on the calculations have been performed by Purchase Direct Ltd. When calculating indirect emissions (Scope 3), the following assumptions have been made. The following list of Scope 3 categories is not exhaustive, and only lists appropriate assumptions:

Business Travel - Rail

- Reported distances have been calculated based on distance between stations as the crow flies.
- Where only spend on business travel by rail was available without distance travelled, distance has been calculated using an average of distance (km) per pound (£) spend across other journey details where this information was available. An average km/£ was applied to the spend with unknown distance to calculate journey distance. Journeys were also assumed to be return journeys for 1 passenger. The limitations of this methodology are acknowledged and have only been used where limited data was available.

Business Travel – Underground

- Reported distances have been calculated based on distance between stations along underground tube lines.
- Where only spend on business travel by Underground was available without distance travelled, distance was calculated using the lowest £/km value across a sample of 5 underground journeys within Zone 1, and applied to the known cost spend on travel. The lowest £/km value was chosen because this gives the greatest possible distance travelled and avoids underestimation.
- Journeys are based on a Single Adult Journey, using Oyster or Contactless.

Business Travel – Land

- Where only spend on business travel by land was available without distance travelled, distance has been calculated using the spend and East Herts Council Table of Fares for Hackney Carriages from 1 July 2018 (current version).
- Uber and Taxi journeys have been assumed to be outside of London, unless otherwise stated.

Business Travel – Air

- Reported distances have been calculated based on distance between airports as the crow flies.
- "Average passenger class" has been assumed for Long haul flights to/from the UK.

Road Transportation

⁷ Office for National Statistic's Atmospheric emissions: greenhouse gas emissions intensity by industry: <https://www.ons.gov.uk/economy/environmentalaccounts/datasets/ukenvironmentalaccountsatmosphericemissionsgreenhousegasemissionsintensitybyeconomicsectorunitedkingdom>

⁸ https://ghgprotocol.org/sites/default/files/standards/Scope3_Calculation_Guidance_0.pdf

- Reported distances from third party contractors have been assumed to be return trips where the entire journey is average laden.

Waste

- Average mass of waste tyres was assumed using the Used Tyre Working Group (UTWG) average mass per tyre as stated in UK Used Tyre Working Group (2018) UK Used Tyre Mass Balance 2017.
- Mineral Oil emission factors have been used for any waste oil disposal. This is because an emission factor for synthetic engine oil not yet available, and mineral oil has similar properties.
- Where accurate weight data was not available, Fix Auto Redhill's waste disposal provider uses either contract averages^{*9} or parent account/container averages^{*10} from their waste broker (Outsourced Waste Ltd.).

Scope 3 emissions quantified by SIC Code

- Annual spend across certain SIC code categories was assumed to make up a minimal proportion of total spend for an automotive bodyshop. In addition, the Greenhouse gas emissions intensity of certain SIC code categories indicates that an automotive bodyshop is unlikely to be a large emitter in this category. Therefore, the associated Scope 3 emissions of certain SIC code categories have been assumed to be not material. This assumption has been based upon annual analysis and invoice audits across 200 automotive bodyshop sites undertaken by Purchase Direct over the past 5 years as part of their reputable procurement and cost reduction consultancy activities, as well as analysis of the ONS Greenhouse gas emissions intensity factors by industry.

⁹ Average from Contract is defined as the average weight figure based on the actual weights recorded during specific container collections for a site over a period of time.

¹⁰ Parent Account / Container Average is defined as the average weight figure based on all collections that sit under the Purchase Direct brokerage scheme for specific container collections.

4.5 Exclusions

Annex A outlines all inclusions and exclusions for GHG emissions.

In line with PAS 2060:2014 guidance, emission sources estimated to contribute less than 1% of the total carbon footprint have also been excluded. The total excluded emissions does not equate to more than 5% of the total carbon footprint. Where a single source contributes more than 50% of the total emissions, the 95% threshold has been applied to the remaining sources of emissions.

Fix Auto Redhill have confirmed there is no grey fleet consumption to be incorporated.

5.0: Carbon Offset Strategy

Fix Auto Redhill have purchased carbon credits to offset 100% of GHG emissions defined by the boundary of the subject (Table 3), in order to achieve carbon neutrality for the first application period. Under PAS 2060:2014 standards, the offsetting methodology and credits meet the following principles:

- Credits generated or allowance credits surrendered represent genuine, additional GHG emission reductions elsewhere.
- Projects involved in delivering carbon credits meet the criteria of additionality, permanence, leakage and double counting.
- Carbon credits are verified by an independent third-party verifier.
- Credits from carbon offset projects are only issued after the emission reduction associated with the offset project has taken place.
- Credits from carbon offset projects are retired within 12 months of the date of the declaration of achievement.
- Credits from carbon offset projects are supported by publicly available project documentation on a registry or equivalent publicly available record, which provides information about the offset project, quantification methodology and validation and verification procedures.
- Credits from carbon offset projects are stored and retired in an independent and credible registry or equivalent publicly available record.

Fix Auto Redhill has chosen to offset through the following projects.

Project 1 Details:

- Project name: 155 MW Gas based combined cycle power project at Hazira
- Project Number: 1300
- Location: India, Asia
- Standard: Clean Development Mechanism (CDM)
- Reference number: VC25022/2022
- Volume of credits purchased: 77 CERs
- Carbon Offset: 77 tCO_{2e}
- Retirement registry: CDM Registry <https://offset.climateneutralnow.org/vchistory>
- Credits verified by UNFCCC secretariat (UN Climate Change)
- Time period over which credits have been generated: 26/02/2008 – 25/02/2018
- Credits are valid for use in PAS 2060:2014 standard

More information about the project is available in Annex B. The cancellation of the credits has been publicly documented on Fix Auto Redhill's website.

Project 2 Details:

- Project name: Combined cycle natural gas-based grid connected power plant at Jegurupadu, India.
- Location: Jegurupadu, India.
- Standard: Clean Development Mechanism (CDM)
- Reference number: VC34370/2024
- Volume of credits purchased: 6
- Carbon Offset: 6 tCO_{2e}
- Retirement registry: CDM Registry <https://offset.climateutralnow.org/vchistory>
- Credits verified by UNFCCC secretariat (UN Climate Change)
- Time period over which credits have been generated: 26/07/2012 – 25/07/2022.
- Credits are valid for use in PAS 2060:2014 standard.

More information about the project is available in Annex B. The cancellation of the credits has been publicly documented on Fix Auto Redhill's website.

6.0: Carbon Footprint Management Plan

Fix Auto Redhill is committed to achieving carbon neutrality for the application period of 01/04/2022 – 31/03/2023 in accordance with PAS2060:2014.

Fix Auto Redhill aims to reduce the total carbon footprint intensity by 2% per year on an ongoing basis. This will be continually reviewed in line with Fix Auto Redhill's aspirations and progress.

Carbon reduction actions will be assessed against performance annually, with corrective action being implemented should the reduction target (declaration) not be met or actions not being in place.

6.1: Historical Emission Reduction Progress

Whilst basic historic emission reductions have been completed during several years immediately prior to the application period, the quantification of these reductions has not been completed due to the lack of reliable data. This lack of data includes the date for when these took place, and the quantification of the carbon reduction as a result. An estimation of emission reductions for these measures would be inaccurate and could result in overestimation. Therefore, emission reduction measures have not been included in quantification of the baseline Carbon Footprint, and are thought of as 'standard operational baseline practise' for the purposes of the baseline Carbon Footprint.

6.2: Ongoing Emission Reduction Plan – For the PAS 2060:2014 Commitment Period

The on-going plan to reduce emissions over the commitment is summarised below. These measures have been chosen as they represent the largest consumption areas across Fix Auto Redhill's organisational boundary, and are feasible changes that Fix Auto Redhill could implement to the business within the commitment period. In order to accurately calculate the emission reductions that these measures generate, the same methodology used to quantify the original Carbon Footprint shall be employed. Any assumptions, justifications or elements of uncertainty will be declared.

Energy Procurement

- Upon contract renewal, investigate procurement of 100% renewable electricity contracts that are Renewable Energy Guarantees of Origin (REGO) backed.
- Upon contract renewal, investigate the procurement of sustainable, low carbon fuels or carbon offset fuel options.

Energy Management

- Investigate the installation of data loggers through Automatic Meter Read (AMR) meters on all gas and electricity supplies to provide access and visibility of HH data.
- Investigate the implementation of an Energy Audit to understand no cost, low cost and investment energy saving opportunities.
- Conduct an LED lighting survey and complete LED replacement of fittings across the site to reduce electricity consumption where feasible.
- Investigate the implementation of an Energy Management Programme. This would include the monitoring of energy consumption in relation to a baseline target to identify and correct increases in consumption.
- Implementation of a companywide energy reduction policy which aims to engage staff with behavioural changes across the business.
- Implement routine maintenance and repair of on-site equipment such as air compressors, air conditioning, spray booths and heating equipment.

Road Transportation

- Review opportunities to expand the electric vehicle fleet, further moving away from Internal combustion engine vehicles.
- Review onsite electrical infrastructure and supply capacity for the future implementation of Electrical Vehicle Charging infrastructure.

Waste Disposal

- Upon contract renewal, investigate and review waste streams with the intention to move to less GHG intensive waste disposal such as recycling.

Future Carbon Offsetting Strategy

- Following implementation of the reduction measures above, only then will Fix Auto Redhill implement Carbon Offsetting through carbon credits to offset any remaining GHG emissions.
- In line with the Carbon Reduction target, and assuming there is no change to operational procedures or the defined boundary it is estimated that approximately **81** tonnes of CO₂e will be required to offset.
- Carbon Credits will be purchased In line with the current offsetting strategy and methodology (as outlined in section 5.0: Carbon Offset Strategy) in order to align with PAS 2060:2014 standards, and the carbon credits purchased will equate to the required GHG emissions to be offset.

7.0: Annex

Annex A: Scope 1, 2 and 3 emissions inclusion and exclusion

Emission Source	Description	Justification of exclusion (or inclusion as otherwise stated)
Purchased goods and services (upstream)	Extraction, production, and transportation of goods and services purchased	<p>Excluded: Emissions from the production of purchased goods such as parts, tyres, coolant, refrigerant, courtesy fuel and other vehicle elements are not under the direct operational control of Fix Auto Redhill, as Fix Auto Redhill does not own or operate any manufacturing facilities that are responsible for production of these goods. These products are obtained from various sources globally, and therefore is not practicable or cost effective to quantify such emissions.</p> <p>Included: In contrast, the use of paint and bodyshop consumables have been included as these are <i>used</i> by Fix Auto Redhill in order to carry out repair activities and is within Fix Auto Redhill control.</p> <p>Excluded: Unless otherwise advised of product use, portable fire suppression systems are assumed to be 'unconsumed'. At the end of the products life, the product is passed on to a third party for disposal (see waste generated in operations). For these reasons, portable fire suppression systems are excluded.</p>
Processing of Sold Intermediate Products	Transformation and inclusion of parts, tyres, coolant, refrigerant, courtesy fuel and other vehicle elements	<p>Excluded: The transformation of parts, tyres, coolant, refrigerant, courtesy fuel and other vehicle elements, have been excluded. With reference to PAS 2060:2014 Section 3.27 (Scope 3 emissions (other indirect)), these elements are not <i>used</i> by Fix Auto Redhill, but rather are fitted and passed on to the end user, therefore Fix Auto Redhill does not transform or process these elements.</p> <p>Included: In contrast, the use of paint and bodyshop consumables have been included as these are <i>used</i> by Fix Auto Redhill in order to carry out repair activities and is within Fix Auto Redhill's control.</p>
Use of sold products and services (downstream)	End use of parts, tyres, coolant, refrigerant, courtesy fuel and other vehicle elements.	<p>Excluded: The end user (customer) has control over how they utilise the product and it is not feasible, practicable or cost effective to measure and report and offset in the boundary, nor does Fix Auto Redhill have control over this. In addition, these elements are not <i>used</i> by Fix Auto Redhill, but rather are fitted and passed on to the end user for use.</p>
End-of-Life Treatment of Sold Intermediate Products	End-of-life treatment of parts, tyres, coolant,	<p>Excluded: The waste-disposal behaviour of the end user (customer) is unknown, and one that Fix</p>

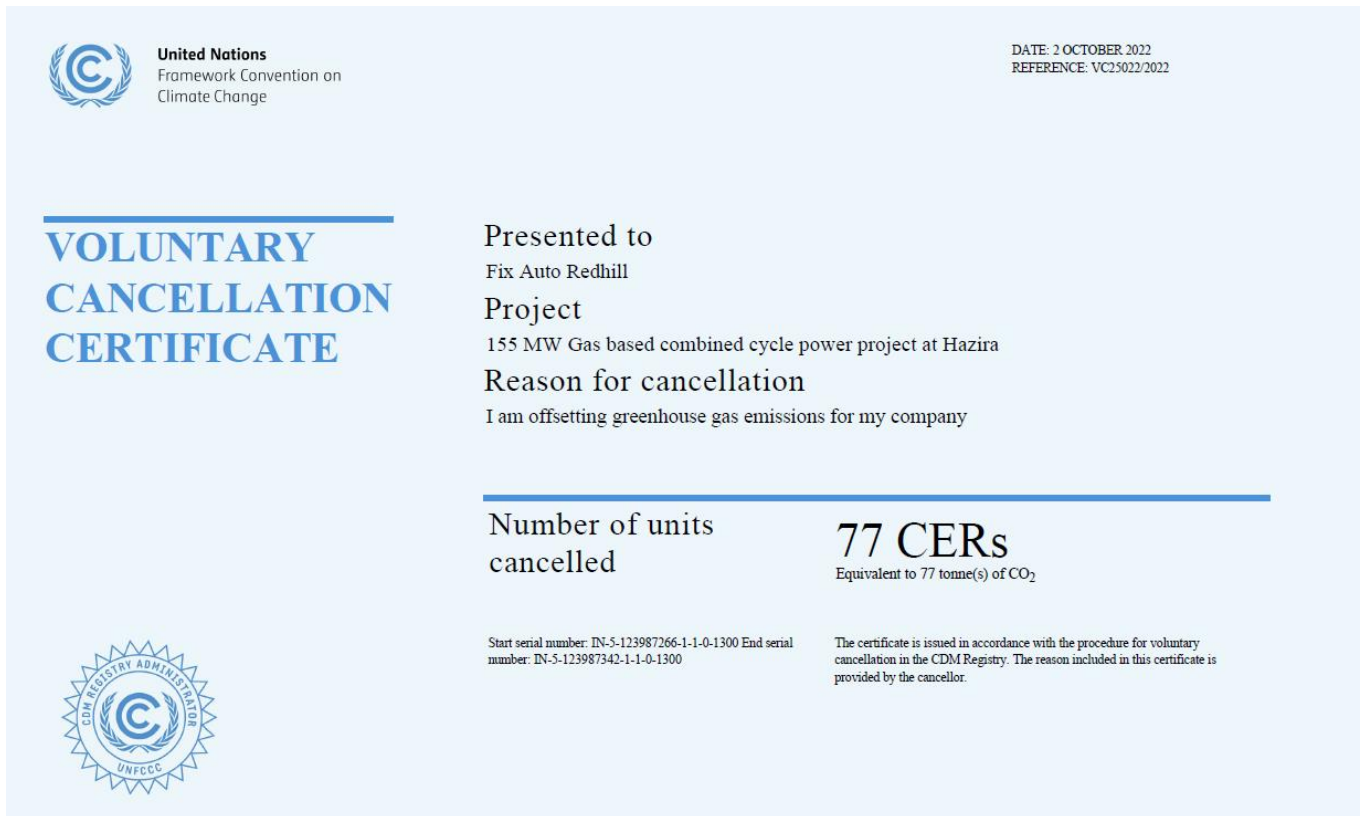
	refrigerant, courtesy fuel and other vehicle elements.	Auto Redhill has no control over. Therefore, it is not practicable, feasible or cost effective to quantify such emissions.
Capital Goods	Fixed assets such as plant, property and equipment (PP&E).	Excluded: The emissions associated with much of Fix Auto Redhill's PP&E is not practicable or cost effective to quantify such emissions. It is also not considered to be material.
Leased Assets (Upstream)	Operational of leased assets such as air compressors	Excluded: The non-combustion emissions of leased assets are not feasible, practicable or cost effective to measure and report. Included: Any operational combustion emissions are included within either Scope 1 or Scope 2 emissions. These would be impracticable to isolate and therefore, to prevent double counting, are included within Scopes 1 and 2 only.
Leased Assets (Downstream)	Courtesy Vehicles	Excluded: Non-combustion emissions from courtesy vehicles are not under the direct operational control of Fix Auto Redhill, but rather are passed on to customers. It is not practicable or cost effective to quantify such emissions.
Fuel and Energy Related Activities	Employee energy consumption for remote based employees	Excluded: Some of Fix Auto Redhill's employees may have flexible working arrangements (including part time, home based and shared office facilities). It is not practicable or cost effective to quantify such emissions and is subject to change. It is also not considered to be material.
Employee Commuting	Employee fuel consumption for the transportation of employees between their homes and worksites.	Excluded: Fix Auto Redhill has employees with flexible work arrangements (i.e. part time, home based, shared office facilities) and different commuting profiles. It is not feasible, practical or cost effective to quantify. It is also highly subject to change due to the rate of employee turnover within the automotive bodyshop industry. It is also not considered to be material.
Transport and distribution (upstream)	Transportation of purchased materials or goods	Excluded: Transportation and distribution of products purchased by Fix Auto Redhill between their site(s) and the supplier's is not considered to be material.
	Transportation of sold products	Excluded: Transportation of sold products is not considered to be material. Separating out Fix Auto Redhill's own sold product transportation emissions from a single delivery by a third party vehicle that provides deliveries to a number of other organisations at the same time would also be impracticable to quantify.
	Transportation of waste	Excluded: Transportation of waste from sites is not considered to be material. Separating out Fix Auto Redhill's own waste transportation emissions from a single collection trip by a third party vehicle that provides waste collection to a number of other organisations at the same time would also be impracticable to quantify.


<p>Transport and distribution (downstream)</p>	<p>Transportation and distribution in vehicles and facilities not owned or controlled by Fix Auto Redhill.</p>	<p>Excluded: Purchased transportation and distribution including that of third party owned recovery vehicles as well as any inbound logistics, outbound logistics between Fix Auto Redhill's own facilities is considered to be not practicable or cost effective to quantify such emissions.</p>
<p>Waste Generated in Operations</p>	<p>Waste from fire suppression systems and antifreeze.</p>	<p>Included: Emissions from waste generation within Fix Auto Redhill's boundary are included. Excluded: This is with the exception of fire suppression systems and antifreeze for which at the end of the products life, the product is also passed on to a third party for disposal. Emission factors associated with these methods for disposal are not readily available, and could be highly inaccurate if estimated. For these reasons the emissions associated with these elements are excluded.</p>
<p>Investment</p>	<p>Investments including equity and debt investments, project finance</p>	<p>Excluded: Fix Auto Redhill's access to carbon emissions associated with investments are not feasible, practical or cost effective to quantify. They are also not considered to be material.</p>

Annex B – Carbon offset credit (retirement summary/ confirmations/ certificates)

Further Project details: <https://cdm.unfccc.int/Projects/DB/BVQI1187767050.75/view>

Voluntary Cancellation Certificate:



 **United Nations**
Framework Convention on
Climate Change

DATE: 2 OCTOBER 2022
REFERENCE: VC25022/2022


**VOLUNTARY
CANCELLATION
CERTIFICATE**

Presented to
Fix Auto Redhill
Project
155 MW Gas based combined cycle power project at Hazira
Reason for cancellation
I am offsetting greenhouse gas emissions for my company

**Number of units
cancelled** **77 CERs**
Equivalent to 77 tonne(s) of CO₂



Start serial number: IN-5-123987266-1-1-0-1300 End serial
number: IN-5-123987342-1-1-0-1300

The certificate is issued in accordance with the procedure for voluntary
cancellation in the CDM Registry. The reason included in this certificate is
provided by the cancellor.



Further Project details: <https://cdm.unfccc.int/Projects/DB/BVQI1316693600.03/view>

Voluntary Cancellation Certificate:

	<p>United Nations Framework Convention on Climate Change</p>	<p>Date: 29 AUGUST 2024 REFERENCE: VC34370/2024</p>
<hr/> <p>VOLUNTARY CANCELLATION CERTIFICATE</p>		
<p>Presented to Redhill Vehicle Body Repairs Ltd. Project Combined cycle natural gas based grid connected power plant at Jegurupadu, India Reason for cancellation I am offsetting greenhouse gas emissions for my company</p>		
<hr/> <p>Number of units cancelled</p>		
<p>6 CERs Equivalent to 6 tonne(s) of CO₂</p>		
	<p>Start serial number: IN-5-279646310-2-2-0-5257 End serial number: IN-5-279646315-2-2-0-5257 Monitoring period: 26-07-2012 - 01-10-2016</p>	<p>The certificate is issued in accordance with the procedure for voluntary cancellation in the CDM Registry. The reason included in this certificate is provided by the cancellor.</p>

Annex C - Vehicle Classifications

Vehicles within an Automotive Retail Bodyshop fall within the following classifications:

Company vehicle	Vehicles which are driven as company cars/vans by different members of staff while they are part of the company fleet. Company vehicles can also be used as demo vehicles for prospective customers to drive.
Courtesy	Customers who bring their personal vehicles in to be serviced may require the loan of a vehicle. Fuel consumed within courtesy vehicles is therefore outside the responsibility and influence of Fix Auto Redhill. For this reason, courtesy vehicles are deemed within the customer's scope and are therefore excluded from the Carbon Footprint. Courtesy vehicles are usually rented from a third-party leasing company and are returned after a period of time.
Demo	<p>A vehicle that is used to demonstrate a make and model to a prospective buyer, wishing to purchase a new or used vehicle. These vehicles are mainly driven by members of the public who are prospective customers. Whilst this category is not often seen within Automotive Retail Bodyshop's fleets, there are occasions where exceptions occur, hence the reason for the category's inclusion.</p> <p>Fix Auto Redhill are unable to control or influence the driving habits of customers or which vehicle they test drive, and for this reason are deemed within the customer's scope and are therefore excluded from the Carbon Footprint. The most efficient vehicles within a range/brand of vehicles are chosen as demonstrator vehicles.</p>
Mobile Services	These vehicles provide a mobile service for vehicle repairs and maintenance.
Parts	Parts vehicles which make deliveries of stock.
Pool Car	Used as spare company vehicles or as run arounds.
Transporter	For collection and delivery of multiple vehicles, including vehicle recovery.



Annex D – Carbon Neutral Assurance Sign Off

By signing below, Purchase Direct confirms that Fix Auto Redhill is Carbon Neutral in accordance with PAS 2060:2014, as outlined in the above documentation.

Sign:

Validator: Daniel Hollington

Position: Sustainability Advisor

Date: 22/08/2024

Sign:

Auditor: Matt Woods

Position: Sustainability Lead

Date: 29/08/2024

Both for and on behalf of Purchase Direct Ltd.

By signing below, the board level director for Fix Auto Redhill confirms they

- are responsible for providing Purchase Direct with all data required to calculate GHG emissions within the organisational boundary;
- have reviewed the recommendations within this QES;
- are satisfied, to the best of their knowledge, that the information provided for the use within this QES is correct

Sign:

Name:

ANDREW MELNICK

Position:

DIRECTOR

Date:

2-9-2024

For and on behalf of Fix Auto Redhill.

Annex E – Version History

Version 1.0 – Published October 2022

Version 2.0 - Published August 2024 (current version)

Summary of Updates:

- Reformatted the GHG inventory to align with GHG Protocol categories, ensuring consistent and standardised reporting.

Industrial Heating Oil Invoices:

- Previously omitted invoices identified and included.
- Revised energy consumption and emissions figures.

Vehicle Fuel Emissions:

- Recalculated using a more complete dataset on fuel expenses.
- Updated vehicle fuel emissions figures.

Scope 3 Emissions Update:

- Applied the most recent 2021 ONS spend-based emission factors.
- Updated Scope 3 emissions figures, replacing older factors with the 2021 dataset to ensure all spend-based emissions are calculated using the most current and accurate data available.

Glossary

Abbreviation Key:

AQ: Annual quantity

GHG: Greenhouse Gas

HH: Half Hourly metered electricity supply

NHH: Non-Half hourly metered supply

P272: Half Hourly metered electricity supply (medium supplies that were previously NHH)